


Uwharrie Charter Academy


2022 

School Website:  (<http://www.uwharriecharter.org>)

Grade Span: 0K-12 **Charter:** Yes

5154 US Hwy 220 Business South, Asheboro, NC 27205

Compare to Other Schools 

 The data for **Randolph County School System** has been added to the comparison charts below because **Uwharrie Charter Academy** is located in that county.

2021-22 Overall Performance 

View Performance by
School or District

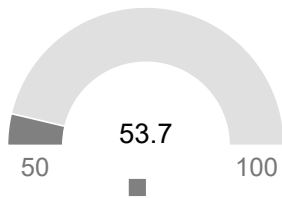
View Performance by
Subgroup

The accountability reports for the 2021-22 school year include all required components, including the calculation of School Performance Grades. Unlike the previous two school years (2019-20 and 2020-21), the U.S. Department of Education did not grant waivers from federal testing and accountability requirements for the 2021-22 school year. The U.S. Department of Education approved an addendum requested by the State Board of Education to the state's Every Student Succeeds Act (ESSA) plan for relief from certain data requirements impacted by COVID-19. The addendum approval letter is available at <https://www.dpi.nc.gov/media/14775/download?attachment> (<https://www.dpi.nc.gov/media/14775/download?attachment>).

D 2021-22
GRADE

49

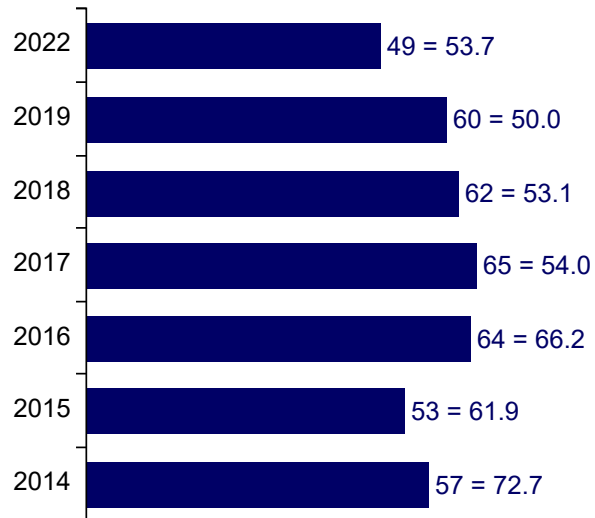
PERFORMANCE GRADE SCORE



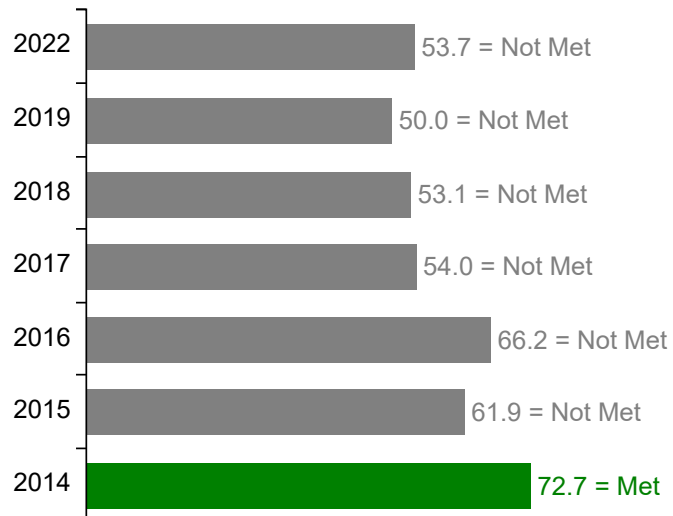
Academic Growth

Growth Range	Growth Status
85.0-100.0	Exceeded
70.0-84.9	Met
50.0-69.9	Not Met

Performance Grade Score History



Academic Growth History



D 2021-22
EOG MATH GRADE

D

43

EOG MATH GRADE SCORE

2021-22
EOG READING GRADE

45

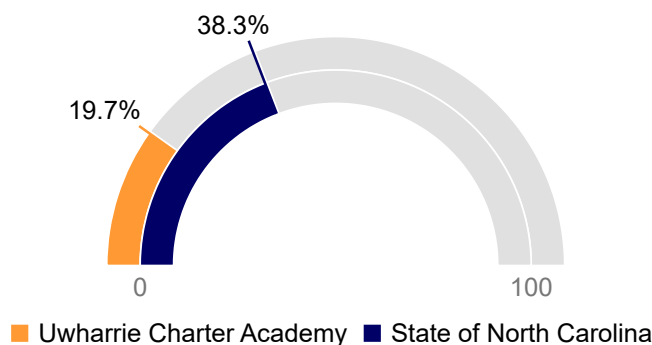
EOG READING GRADE
SCORE

Note - To protect student privacy, some data values for small groups will be suppressed as “> 95%” or “< 5%” in the charts or tables below. For counts less than 10, no data will be displayed.

2021-22 Student Characteristics & Participation

This section describes some key measures about the students at this school.

Percentage Economically Disadvantaged **i**



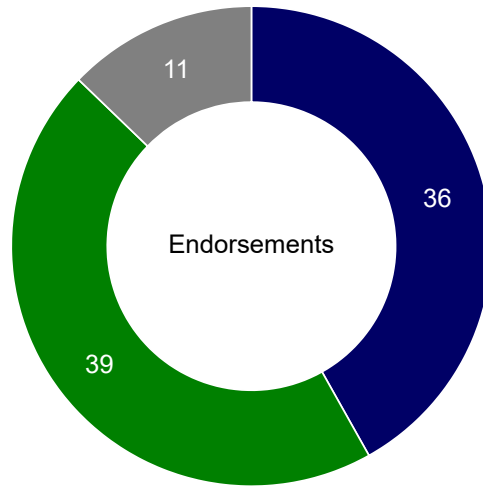
2021-22 Career and College Ready

This section describes data around College and Career Ready in Uwharrie Charter Academy. For more information about College and Career Ready please see: <http://www.ncpublicschools.org/cte/> (<http://www.ncpublicschools.org/cte/>).

Career Ready

College Ready

High School Diploma Endorsements ⓘ




■ Career and College/UNC ■ Career Only ■ College/UNC
■ NC Academic Scholars ■ Global Languages

Chart

Table

Career Pathway Concentrations Completed ⓘ

Uwharrie Charter Academy



■ Business Management

Chart Table

Participation in Career and Technical Education ⓘ

Number Participating	Percent Participating
N/A	<5%

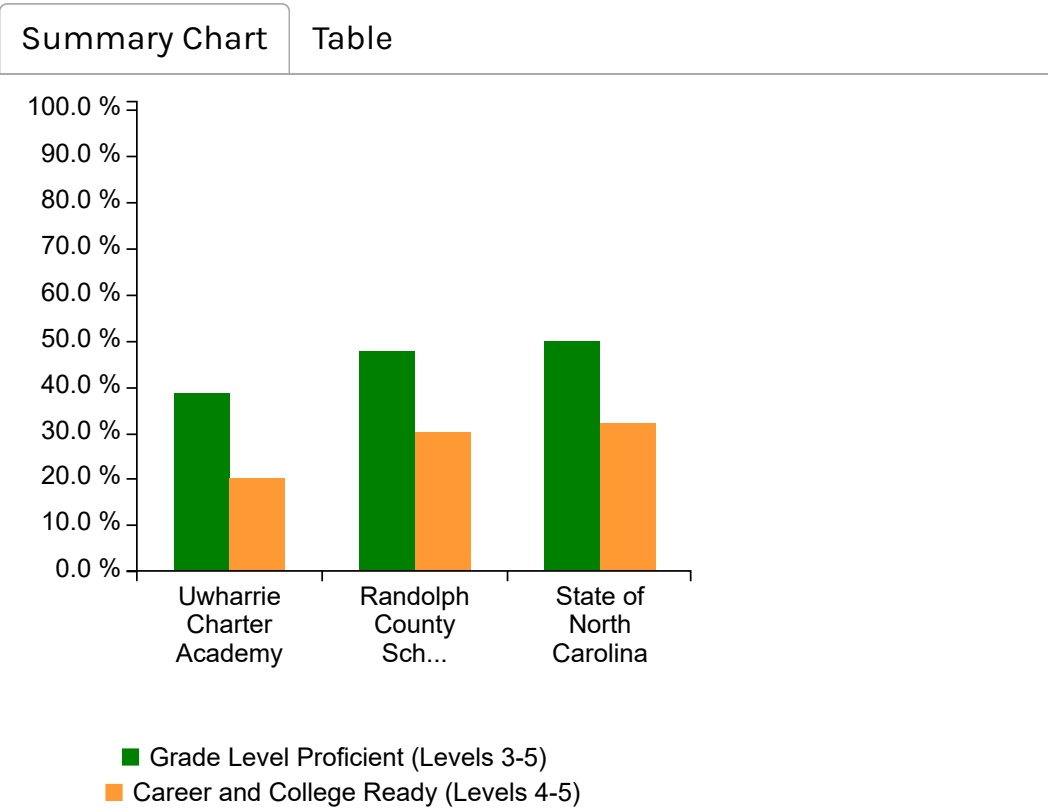
2021-22 Student Performance

Student Performance by School/District | Student Performance by Subgroup

This section describes student performance in various test subject areas. Student test performance is reported as one of four achievement levels. ⓘ Not Proficient is below grade level. Level 3 is grade level proficient. Levels 4 and 5 indicate students are on track for career-and-college readiness.

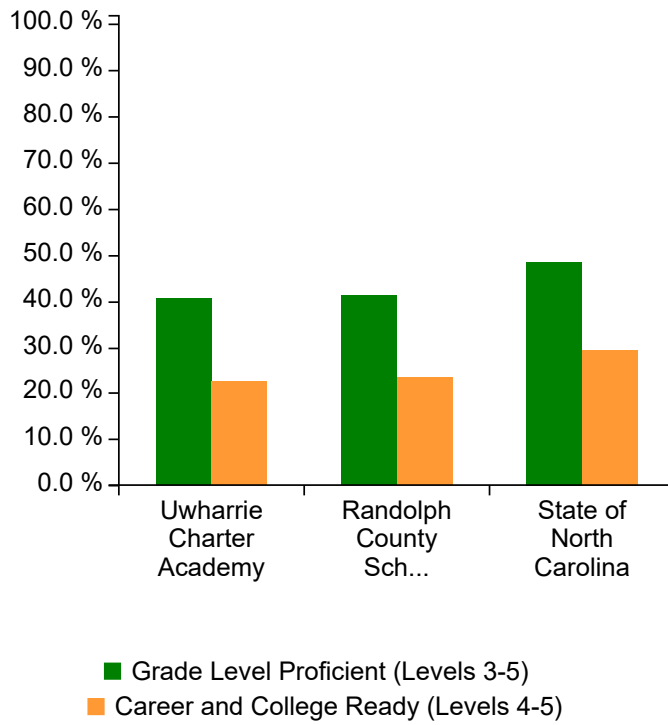
Proficiency in Subject Areas

Math Performance ⓘ



Reading Performance ⓘ

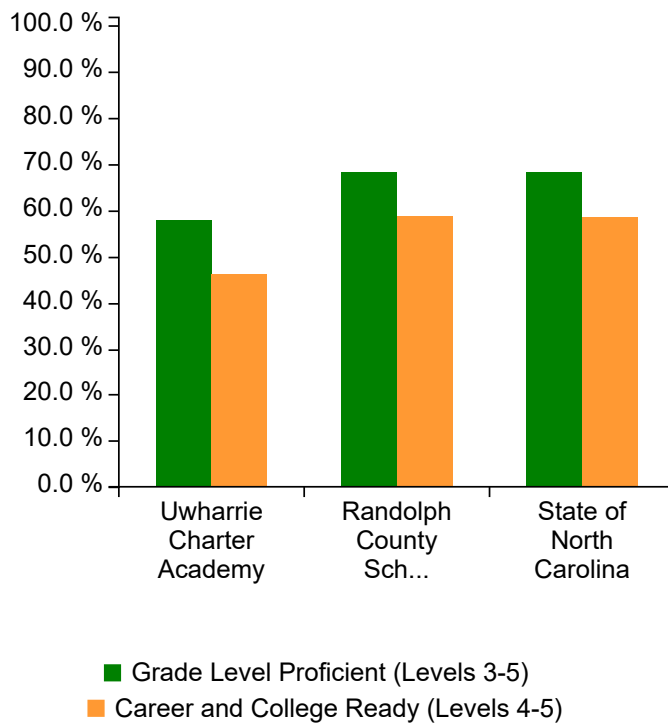




Science Performance

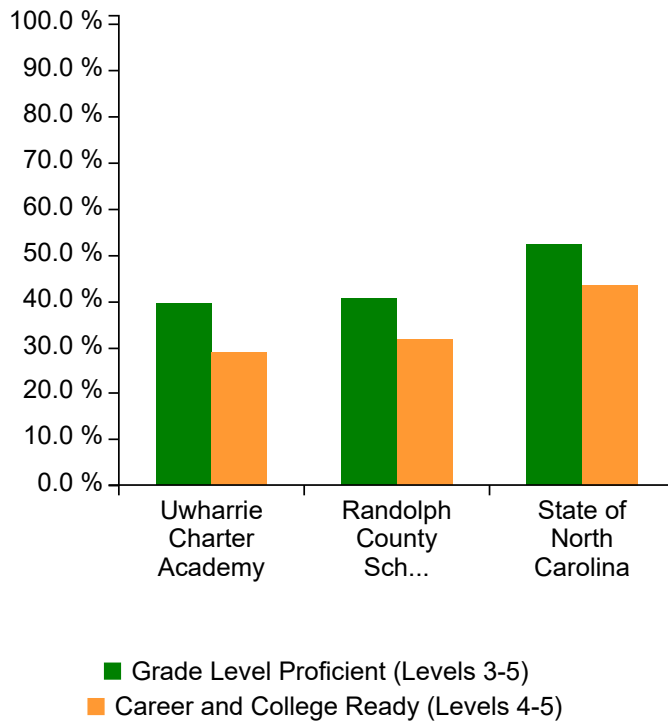
Summary Chart

Table



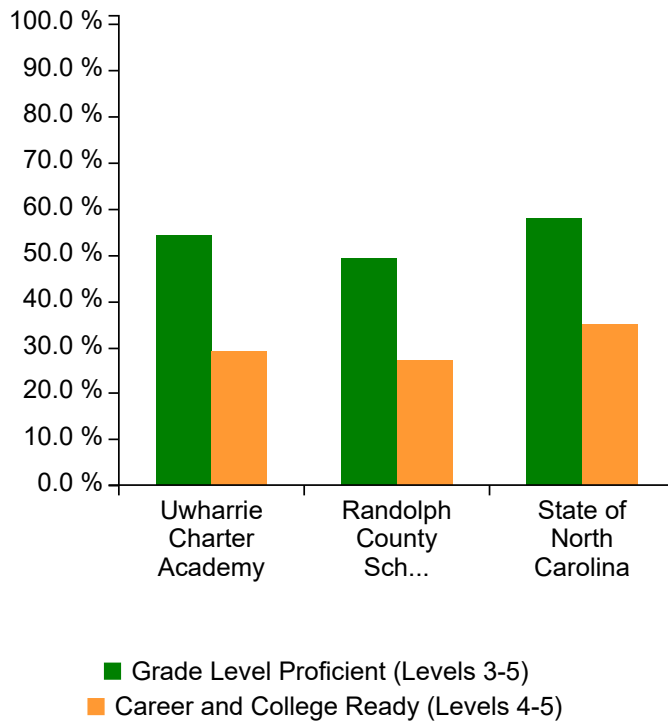
Biology Performance ⓘ

Summary Chart Table



English II Performance ⓘ

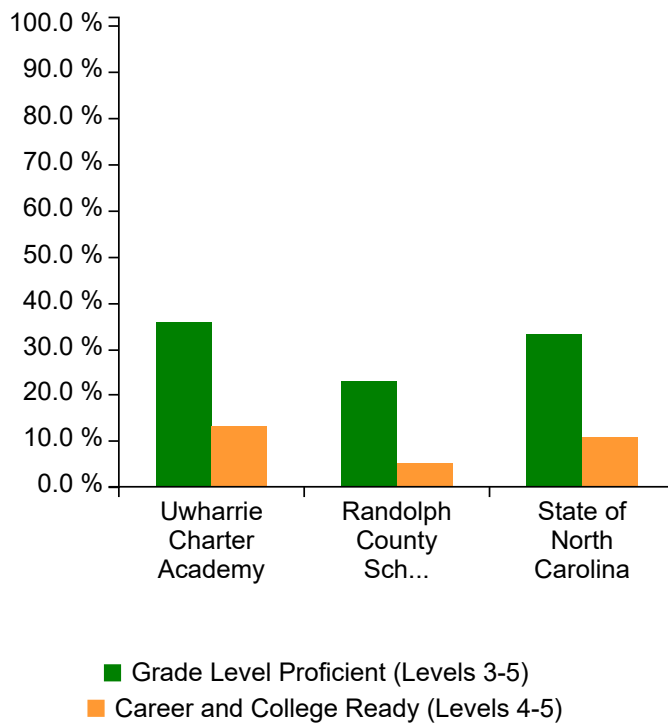
Summary Chart Table



NC Math 1 Performance

Summary Chart

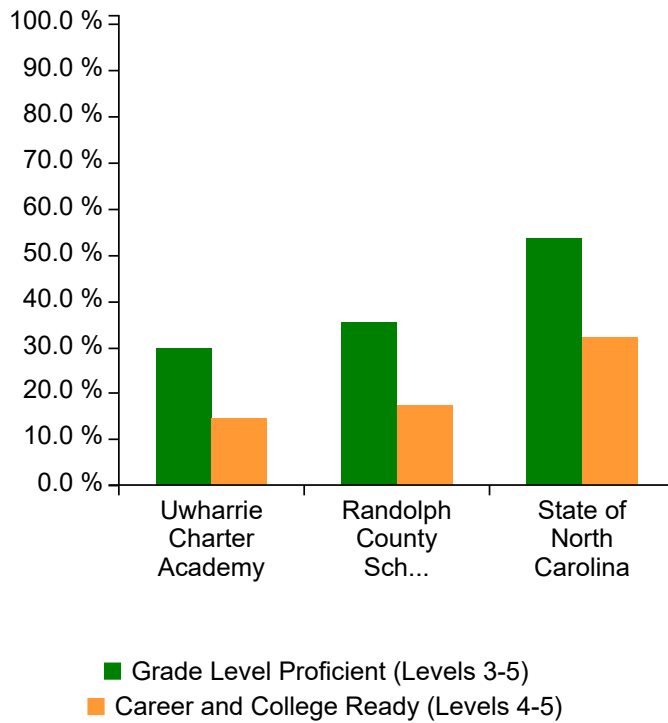
Table



NC Math 3 Performance

Summary Chart

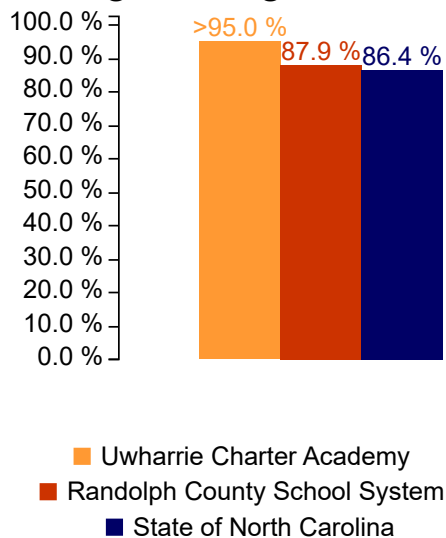
Table



Other Measures

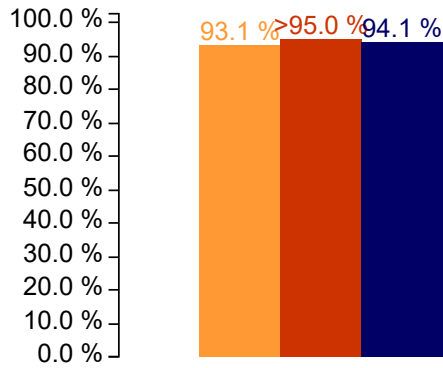
4 Year Graduation Rate

Percent graduating within four years at Uwharrie Charter Academy



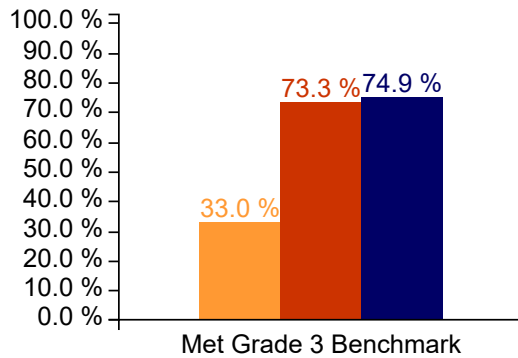
Passing Math 3

Percent Passing at Uwharrie Charter Academy



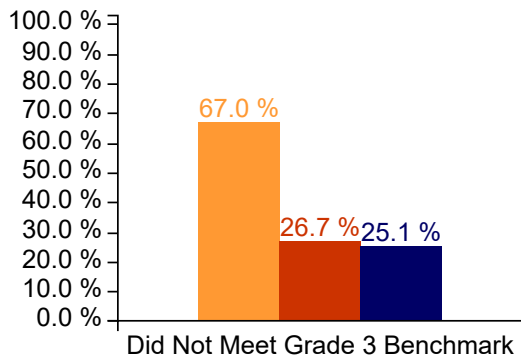
- Uwharrie Charter Academy
- Randolph County School System
- State of North Carolina

Read to Achieve - Met Grade 3 Benchmark



- Uwharrie Charter Academy
- Randolph County School System
- State of North Carolina

Read to Achieve - Did Not Meet Grade 3 Benchmark



- Uwharrie Charter Academy
- Randolph County School System
- State of North Carolina

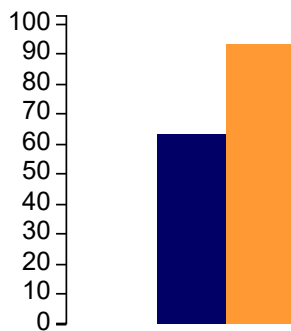


Student Enrollment in Advanced Courses



The following charts show the breakdown of number of students enrolled in advanced courses.

Uwharrie Charter Academy



- Advanced Placement (AP)
- Career & College Promise (CCP)
- Cambridge International (CI)
- International Baccalaureate (IB)

Chart Table

Randolph County School System

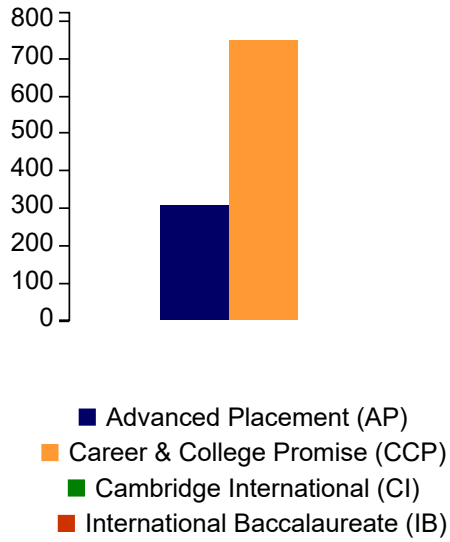


Chart Table

State of North Carolina

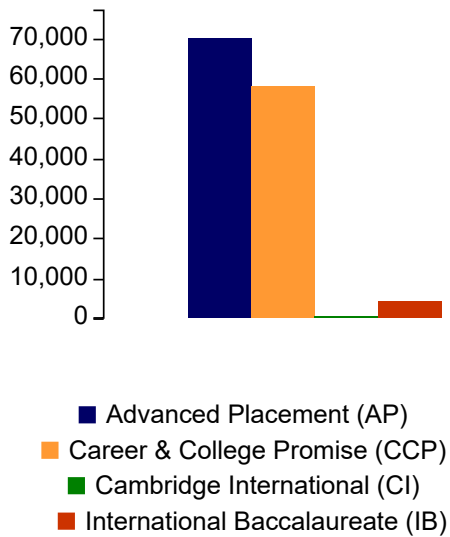


Chart Table

Test Participation ⓘ

Percentage of students participating in state mandated standardized testing.

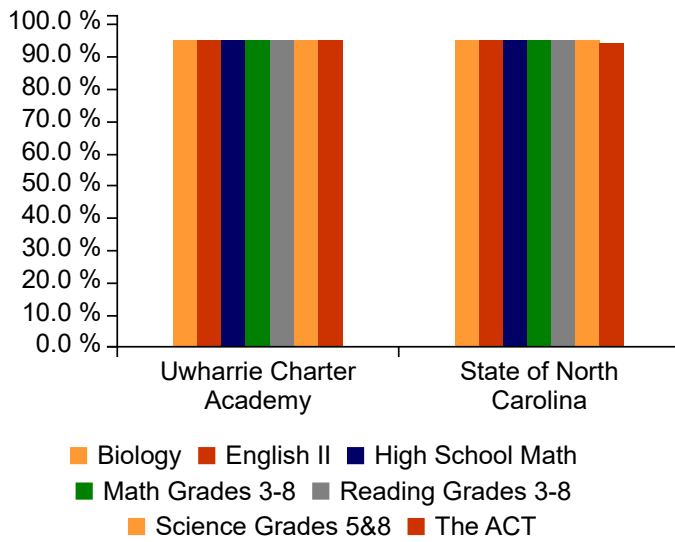



Chart Table

Students with Disabilities Alternate Test Participation

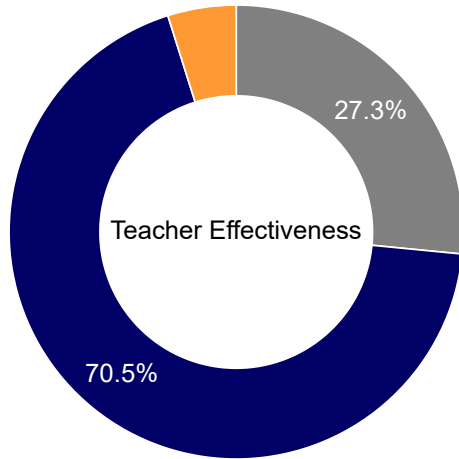
The percent of tested students is expected to be below 1% at the state level. Most schools have so few students that this information may be masked to protect student privacy. 

2021-22 Teachers and Qualifications

This section provides information on teachers and their qualifications.

Summary Chart Table

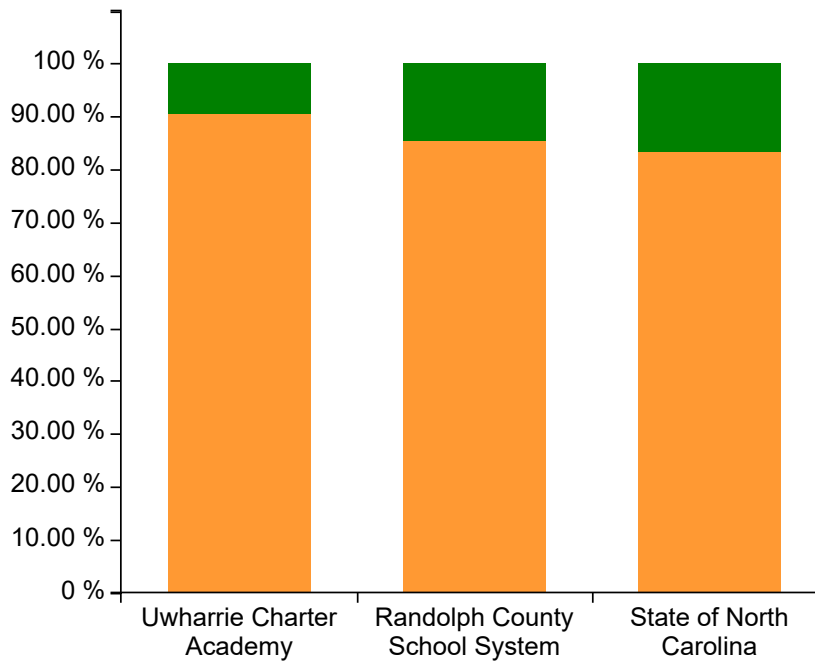
Uwharrie Charter Academy



■ Needs Improvement ■ Effective
■ Highly Effective

[Chart](#) [Table](#)

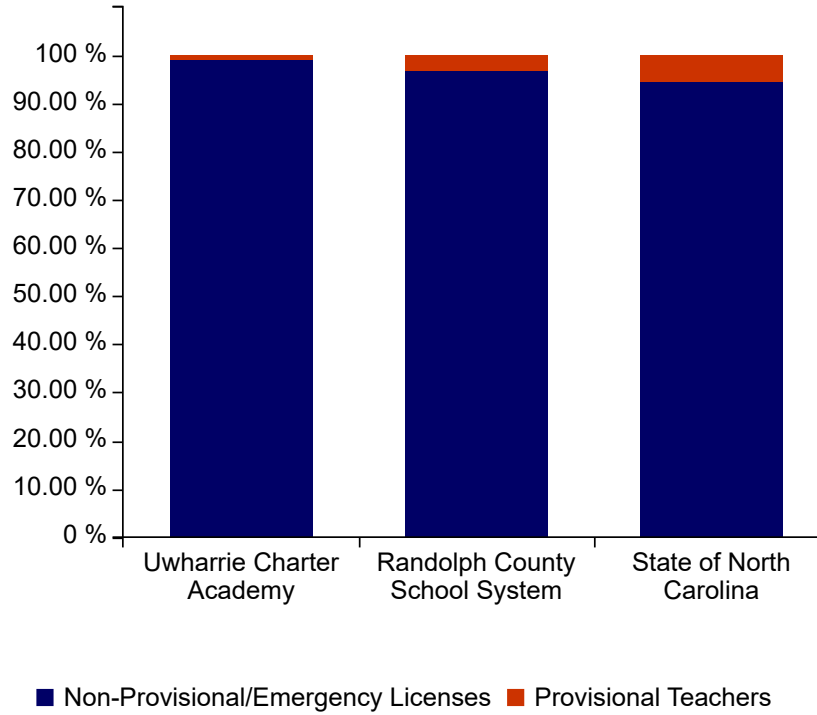
Teacher Qualifications



■ Experienced Teachers ■ Beginning Teachers

[Summary Chart](#) [Table](#)

Non-Provisional/Emergency Licenses



2021-22 School Environment

[View Environment
by School/District](#)

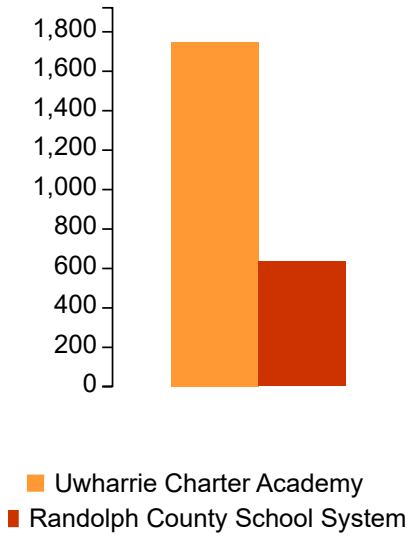
[View Environment
by Subgroup](#)

This section provides information on the school environment and facilities

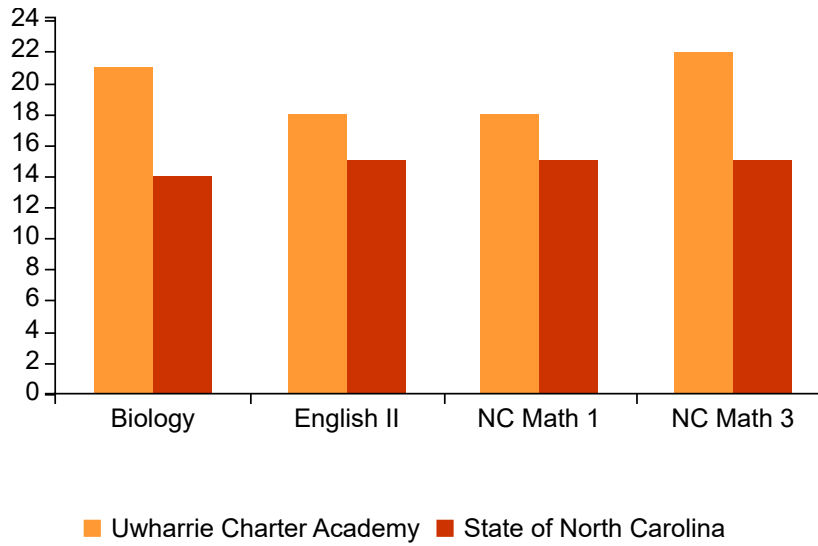
Total Students

1,741

Student Enrollment ⓘ



Average Course Size ⓘ



Suspension and Expulsion Rates (per 1000)

students) 

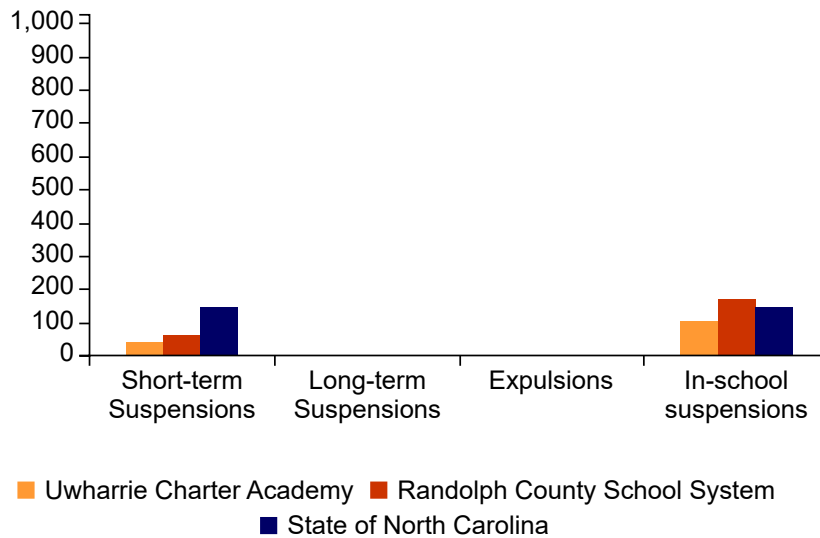

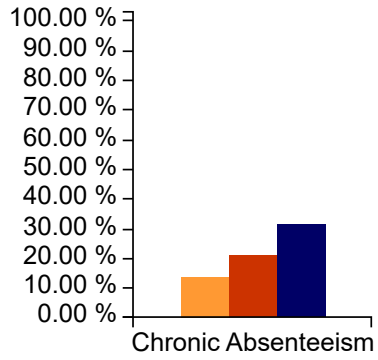


Chart Table

Rates of Criminal Acts, Bullying, Law Enforcement Referrals, and Arrests (per 1000 Students) 

Agency	Criminal Acts	Bullying and Harassment	Referral to Law Enforcement	Arrests
Uwharrie Charter Academy	10.91	9.76	3.45	0.00
Randolph County School System	8.50	5.62	12.72	0.00
State of North Carolina	7.51	12.06	4.58	0.10

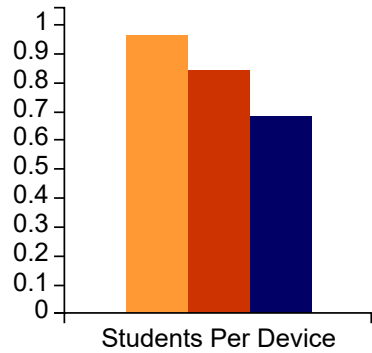
Chronic Absenteeism ⓘ



- Uwharrie Charter Academy
- Randolph County School System
- State of North Carolina

Chart Table

Students Per Device ⓘ



- Uwharrie Charter Academy
- Randolph County School System
- State of North Carolina

Chart Table





Arts Education

The following arts education programs are offered at Uwharrie Charter Academy. For more information about Arts Education Courses offered in NC, please visit the [NC Arts Ed Data Project](https://artsednc.org/resources/arts-education-data-project/) (<https://artsednc.org/resources/arts-education-data-project/>).

Dance	Music	Theatre Arts	Visual Arts
-------	-------	-----------------	----------------


Strategic Planning 2021-22

This section provides information on Uwharrie Charter Academy's strategic planning, goals and progress.

- Title 1 Status 
- Comprehensive or Targeted Support:
 - Targeted Support and Improvement (TSI) Additional Targeted Support 
 - Targeted Support and Improvement (TSI) Consistently Underperforming Subgroups (CU) 
- Low Performing School Designations:
 -  NC Designated Low Performing School

Progress Goals

This school has progress goals for 4 Year Graduation Rate, Math Grade 11, Math Grades 3-8, Reading Grade 10, and Reading Grades 3-8 in the following student groups - ALL, Economically Disadvantaged, Students with Disabilities, and White.

Click the following [link](https://accrpt.tops.ncsu.edu/essa_ltg/ltg.html)  (https://accrpt.tops.ncsu.edu/essa_ltg/ltg.html) to see the progress of student groups at this school (note you will need to select this school again).

